



# HUMBOLDT COUNTY

DEPARTMENT OF AGRICULTURE / WEIGHTS & MEASURES

## 2023 Crop Report



DEPARTMENT OF AGRICULTURE  
**COUNTY OF HUMBOLDT**

5630 SOUTH BROADWAY EUREKA, CALIFORNIA 95503  
PHONE (707) 441-5260

October 2024

Karen Ross, Secretary  
California Department of Food & Agriculture

The Honorable Board of Supervisors of Humboldt County

Rex Bohn, District 1, Vice Chairperson    Michelle Bushnell, District 2    Mike Wilson, District 3  
Natalie Arroyo, District 4    Steve Madrone, District 5, Chairperson  
Elishia Hayes, County Administrative Officer

In accordance with provisions of Section 2279 of the California Food and Agricultural Code, it is my pleasure to present the 2023 Humboldt County Crop and Livestock Report. This annual report summarizes the acreage, production, and gross value of agricultural commodities and livestock produced in Humboldt County. All figures in the report represent gross returns only and do not reflect the net income of producers. The crop report is compiled using the best available data on production totals and values as collected from producer responses to crop report questionnaires, and from data provided to the department by the United States Department of Agriculture National Agricultural Statistics Service, the California Department of Food and Agriculture, and various other sources.

The estimated gross value of the County's agricultural commodities is \$251,708,000. The County's leading commodities for 2023 are ranked by value and listed below.

Timber Production	\$102,733,000
Cut Flowers	\$60,539,000
Livestock & Aquaculture	\$52,207,000
Livestock Products	\$20,906,000
Nursery Production	\$7,505,000
Vegetable Crops	\$ 4,253,000
Field Crops	\$ 2,286,000
Fruit and Nut Crops	\$ 1,279,000

I wish to thank the agricultural industry, participating agencies, and individuals who contributed the data needed for this report. I would also like to give special recognition to Senior Agricultural Inspector Scott Peacock and Agricultural Inspector II Samuel Griffard for the coordination and production of this report.

Respectfully submitted,

Weylan Shaw  
Agricultural Commissioner/Sealer of Weights and Measures



## **MISSION STATEMENT**

The mission of the Humboldt County Department of Agriculture/Weights and Measures is to promote and protect the County's agricultural industry while maintaining the health and beauty of the environment and ensuring the health and safety of the County's community. The Department fosters consumer confidence and equity in the marketplace through education, community engagement and through the fair and uniform enforcement of laws, regulations, and ordinances that have been enacted by the people of California and the County of Humboldt.

## **STAFF**

**Weylan Shaw, Agricultural Commissioner / Sealer of Weights and Measures**

**David Juliano, Senior Agricultural Inspector**

**Patrick Hoffman, Senior Agricultural Inspector**

**Scott Peacock, Senior Agricultural Inspector**

**Michael Weldon, Agricultural Inspector II**

**Samuel Griffard, Agricultural Inspector II**

**Kate Lockwood, Seasonal Ag. Inspector**

**Paula Lourenzo, Executive Secretary**





A large stack of cut logs at a lumber mill. The logs are stacked in neat piles, with some showing red and yellow tags. In the background, a yellow excavator is visible, and the ground is covered with wood chips and debris.

## Timber

	<u>YEAR</u>	<u>PRODUCTION</u>	<u>UNIT</u>	<u>TOTAL VALUE</u>
Timber Production	2023	230,207,000	Board Ft	\$102,733,000
	2022	234,392,000	Board Ft	\$99,267,000

*Board feet represent the quantity of timber cut and scaled. Miscellaneous products including all hardwoods, Christmas trees, fuelwood, poles and pilings, and split products are generally not measured in net board feet.*

**The value of timber produced in Humboldt County rose about 4% from the previous year while production dropped 2%. Humboldt County accounts for roughly 1/3<sup>rd</sup> of the value of timber production in the entire state and remained highest in value among the counties, though Plumas County produced a greater volume in 2023.**



# LIVESTOCK & LIVESTOCK PRODUCTS

LIVESTOCK ITEM	YEAR	HEAD	LIVE WEIGHT	UNIT	VALUE	TOTAL
Cattle, Market (sold)	2023	29,000	228,000	CWT	\$175	\$39,824,000
<i>Includes beef and dairy</i>	2022	29,400	231,000	CWT	\$145	\$33,520,000
Sheep & Lambs (sold)	2023	1,100	1,600	CWT	\$193	\$315,000
	2022	1,000	1,400	CWT	\$220	\$307,000
Misc. Livestock	2023	NA				\$94,000
<i>Inc. poultry, goat, swine, etc.</i>	2022	NA				\$119,000
Aquaculture	2023		380 ac			\$ 11,974,000
<i>Includes oysters and seaweed.</i>	2022		380 ac			\$ 11,800,000

LIVESTOCK PRODUCTS ITEM	YEAR	PRODUCTION	UNIT	VALUE PER	TOTAL
Milk Production	2023	1,050,000	CWT	\$19.50	\$20,475,000
	2022	1,070,000	CWT	\$26.60	\$28,462,000
Eggs	2023	1,530	CASE	\$240	\$368,000
	2022	1,610	CASE	\$210	\$339,000
Misc. Livestock Products	2023				\$63,000
<i>Includes wool, honey, etc.</i>	2022				\$59,000
Goat Milk*	2023	NA	NA	NA	NA

\*Goat Cheese is a high value commodity in Humboldt County. Goat milk data was unavailable.

FEED & SILAGE ITEM	YEAR	ACRES	TOTAL
Hay & Silage	2023	2,670	\$2,286,000
Hay & Silage	2022	2,720	\$2,838,000
<i>Estimated sold.</i>			



## NURSERY PRODUCTION

Humboldt County's Nursery Inspection Program prevents the introduction and spread of agricultural pests through nursery stock and protects agriculture and consumers against economic losses resulting from the sale of inferior, diseased, or pest-infested nursery stock. The Nursery Inspection Program is financed primarily through nursery license and acreage fees. Nursery regulatory activities conducted by the County Agricultural Commissioners and their staff are integral parts of the State's agricultural pest prevention system. Nursery inspection and regulatory activities have prevented numerous pests from being spread throughout agricultural and nursery stock.

ITEM	YEAR	Acres	TOTAL VALUE
Cut Flowers	2023	150	\$60,539,000
	2022	150	\$51,101,000
Nursery Products	2023	45	\$ 7,505,000
	2022	50	\$ 7,641,000

*Nursery Products includes vegetable starts, ornamentals, nursery tree production, etc.*



## VEGETABLES, FRUITS, AND NUTS

ITEM	ACRES	TON/ACRE	YEAR	TOTAL VALUE
Vegetables	358	NA	2023	\$4,253,000
	331	NA	2022	\$3,947,000
Apple	39	0.8	2023	\$187,000
	35	0.6	2022	\$153,000
Wine Grape	104	2.0	2023	\$473,000
	102	2.0	2022	\$408,000
Total Fruits & Nuts	276	NA	2023	\$1,279,000
	239	NA	2022	\$1,003,000



# SUSTAINABLE AGRICULTURE

## DIRECT MARKETING & ORGANIC FARMING

The implementation of agricultural practices and programs which promote the economic viability of agriculture while minimizing the impacts on the environment is sustainable agriculture. Organic production represents a large portion of Humboldt County's agriculture.

The Direct Marketing Program's intent is to promote the purchase and consumption of California-grown produce and to promote access to local agricultural products. Direct Marketing provides a means for farms to sell produce directly to consumers via certified farmers' markets. Humboldt County's first certified farmers' market began in 1978, and today there are 13 certified farmers' markets throughout the county.

The Humboldt County Department of Agriculture provides oversight to organic registrants, certified producers, and certified farmers' markets.

ITEM	YEAR	# OF REGISTRANTS	EST. ACREAGE	GROSS SALES
Organic Registrants	2023	125	174,000	\$77,301,000
	2022	132	138,000	\$65,211,000
Certified Producers	2023	128	477	
	2022	121	462	

*Image used with permission of the NCGA*



# 2024 HUMBOLDT COUNTY FARMERS' MARKETS



## YEAR-ROUND

<b>Saturdays</b>	<b>Arcata Plaza</b>	<b>9AM-2PM</b>	<b>APR. 6-NOV. 23</b>
		<b>10AM-2PM</b>	<b>NOV. 30-MAR. 30</b>

## SEASONAL WEEKDAY MARKETS

<b>Mondays</b>	<b>Miranda</b>	<b>2-6PM</b>	<b>MAY 6-OCT. 28</b>
<b>Tuesdays</b>	<b>Shelter Cove</b>	<b>11AM-3PM</b>	<b>MAY 7-OCT. 29</b>
	<b>Fortuna</b>	<b>3-6PM</b>	<b>JUN. 4-OCT. 29</b>
	<b>Old Town, Eureka</b>	<b>10AM-1PM</b>	<b>JUL. 2-OCT. 29</b>
<b>Thursdays</b>	<b>Henderson Center, Eureka</b>	<b>10AM-1PM</b>	<b>JUN. 6-OCT. 31</b>
	<b>McKinleyville</b>	<b>3-6PM</b>	<b>JUL. 18-OCT. 31</b>
	<b>Willow Creek</b>	<b>4-7PM</b>	<b>JUN. 6-AUG. 29</b>
<b>Fridays</b>	<b>Garberville</b>	<b>11AM-3PM</b>	<b>MAY 3-NOV. 15</b>

The below markets are not associated with the North Coast Growers Association

<b>Tuesdays</b>	<b>Potawot Community</b>	<b>12PM-2PM</b>	<b>JUN. -OCT.</b>
<b>&amp; Fridays</b>	<b>Food Garden</b>		
<b>Thurs-Sun</b>	<b>Country Girl Farms</b>	<b>9AM-3PM</b>	<b>APR. -DEC.</b>
	<b>(Ferndale)</b>		

707.441.9999 • [NorthCoastGrowersAssociation.org](http://NorthCoastGrowersAssociation.org)



## RECAPITULATION

ITEM	2023 VALUE	2022 VALUE	% CHANGE
Timber	\$102,733,000	\$99,267,000	+4%
Livestock Products	\$20,906,000	\$28,860,000	-28%
<i>Milk Production</i>	\$20,475,000	\$28,462,000	-28%
Cut Flowers	\$60,539,000	\$51,101,000	+18%
Nursery Products	\$7,505,000	\$7,641,000	-4%
Livestock & Aquaculture	\$52,207,000	\$45,746,000	+14%
<i>Cattle, Market (sold)</i>	\$39,824,000	\$33,520,000	+19%
Vegetable Crops	\$4,253,000	\$3,947,000	+8%
Feed & Silage	\$2,286,000	\$2,838,000	-19%
Fruit & Nut Crops	\$1,279,000	\$1,003,000	+28%
Total	\$251,708,000	\$240,403,000	+5%

*Many totals have been changed from the 2022 Crop Report due to revised data. Commodity values are calculated using best available data gathered from surveys, producers, and publications from other government agencies. Value is not a measure of profitability of any particular business. Totals do not add up perfectly due to rounding.*



## PEST EXCLUSION

The County's High Risk Pest Exclusion Program conducts inspections of incoming plant material and other agricultural products to prevent the introduction into Humboldt County of any serious plant diseases or insect pests that could be harmful to agriculture or the environment. See summary below of Pest Exclusion Inspection activities.

YEAR	METHOD OF CONVEYANCE	# INSPECTIONS	#REJECTIONS
2023	UPS, FED EX	1,943	7
2022	UPS, FED EX	1,301	7


## PEST DETECTION

Pest Detection activities are focused on the search for pests that are not known to exist in the State or are of limited distribution throughout California. Detection trapping activities are conducted locally for insect pests such as Spongy Moth and Japanese Beetle. In addition, field surveys are continually carried out by department staff throughout Humboldt County in order to locate and identify noxious weeds, plant diseases, and vertebrate pests.

### Insect Traps Deployed:

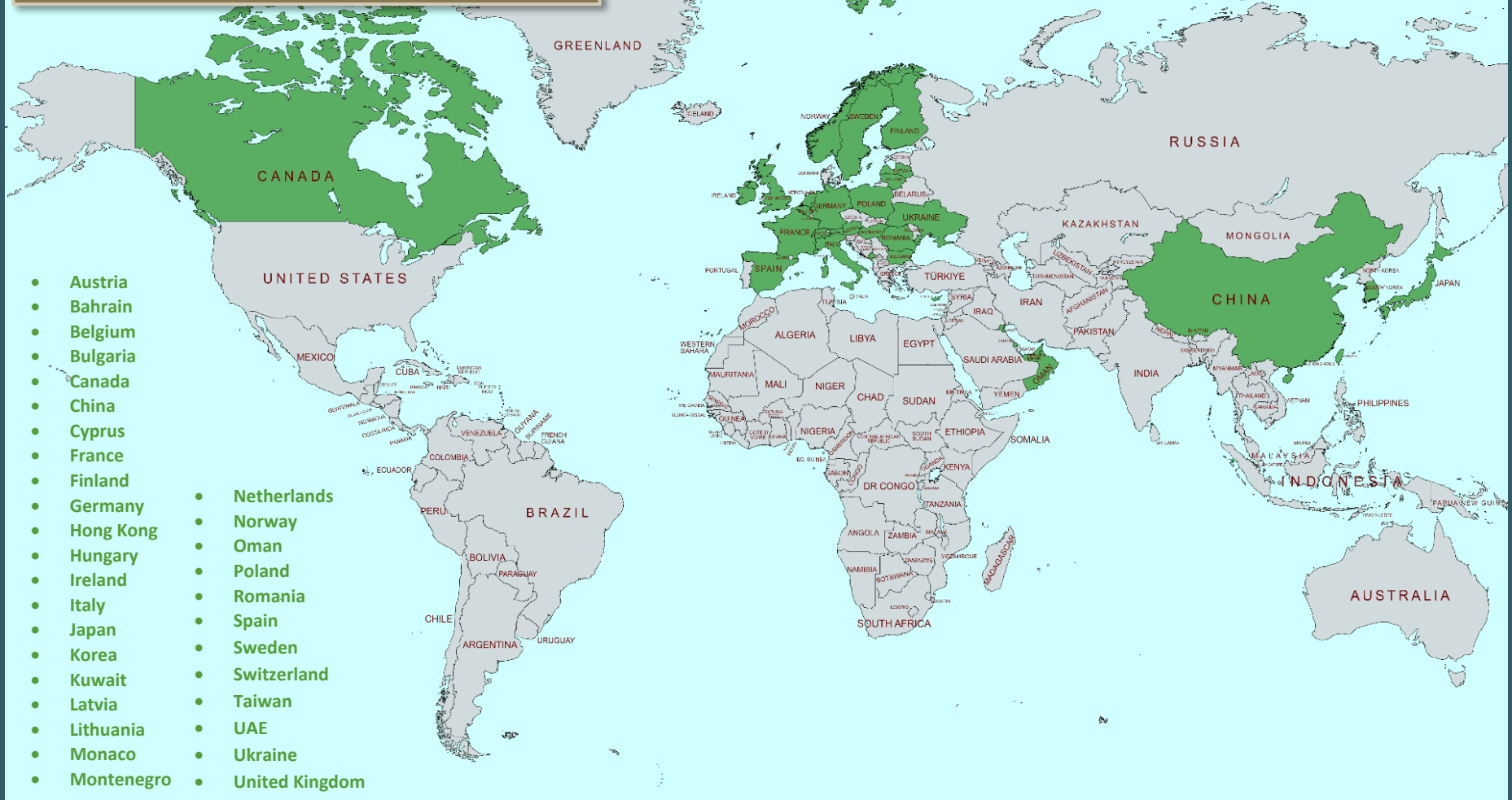
TYPE	2023	2022
Spongy/Flighted Spongy Moth	325	326
Glassy-Winged Sharpshooter	115	112
Japanese Beetle	24	24
Asian Defoliating Moth	60	60
European Pineshoot Moth	6	6

*There were no trap detections in 2022 or 2023.*





# INTERNATIONAL EXPORTS



In 2023 departmental staff inspected and certified 125 shipments of agricultural products. Canada received the most exports, followed by Switzerland, Italy, the United Kingdom, and France. Shipments were sent to 33 countries in total. The top commodities inspected by the Ag Department were wood chips, tree seedlings, grafts/cuttings, and bulbs.



# WEIGHTS & MEASURES


## WEIGHING DEVICES INSPECTED

TYPE	
Counter Scales	443
Computer/POS Scales	305
Class II/Jeweler Scales	280
Platform Scales	266
Hanging Scales	61
Monorail Scales	2
Livestock Scales	29
Truck/Vehicle Scales	47
Misc. Weighing Devices	19
Total Inspections	1,458
Pass Rate	85.3%

## MEASURING DEVICES INSPECTED

TYPE	
Gas/Diesel Meters	1,704
LPG Meters	57
Vapor Submeters	115
Electric Meters	200
Misc. Measuring Devices	74
Total Inspections	2,150
Pass Rate	97.6%

County Sealers inspect and test various types of commercial weighing and measuring devices, including gasoline dispensers, propane meters, electric meters, deli counter scales, livestock scales, truck scales, cannabis scales etc. Most weighing and measuring devices are inspected on an annual basis. Any inaccurate device that is off in favor of the customer is allowed to be used by the owner until it can be corrected and brought into compliance. Any inaccurate device that is off in favor of the owner is removed from service until it can be repaired or recalibrated. Staff will also test devices on the basis of consumer complaints.





# CANNABIS

## CULTIVATED AREA

Total Permitted Acres in County	2022	2023
	388	332

*County permitted acreage was gathered from the Humboldt County Planning & Building Department.*

## PRODUCTION AND ESTIMATED VALUE

TYPE	2023	2022	% Change
Indoor	27,093 lbs	15,685 lbs	+73%
Mixed-Light	237,428 lbs	302,705 lbs	-11%
Outdoor	672,762 lbs	757,007 lbs	-24%
Nursery	8,396 lots	12,387 lots	-32%
Total Lbs Produced	937,283 lbs	1,059,712 lbs	-12%
Estimated Value	\$278,666,000	\$317,914,000	-14%

*Production statistics were gathered from the Department of Cannabis Control's publicly available data dashboards. Estimated value is based on the scenario that all licensed farms were able to sell all cannabis grown at an average price of \$300/lb, and that all nursery lots had 100 plants each valued at \$5 per plant. Estimated value is not a reflection of the profitability of individual farms. 2022 Production Estimates were changed based on updated information. Cannabis is not included in the county total gross production.*



A photograph of a black cow and a black calf in a snowy field. The cow is standing in the center, facing away from the camera. The calf is lying down to the right of the cow. The background is filled with evergreen trees under a cloudy sky. The text is overlaid on the left side of the image.

**Humboldt County Department of Agriculture/Weights & Measures**  
**5630 S. Broadway**  
**Eureka, CA 95503**  
**PH: (707) 441-5260**  
**FX: (707) 445-7220**  
**Website: [www.humboldt.gov.org/623/Agricultural-Commissioner](http://www.humboldt.gov.org/623/Agricultural-Commissioner)**